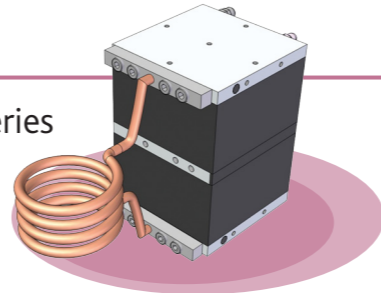


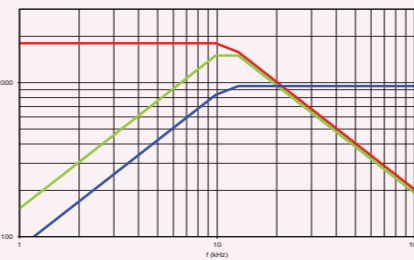
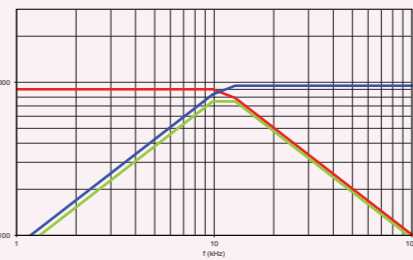
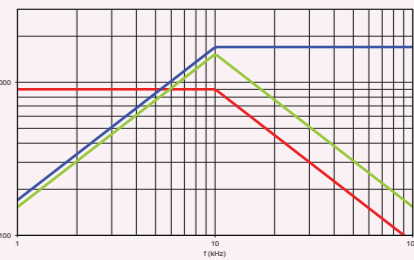

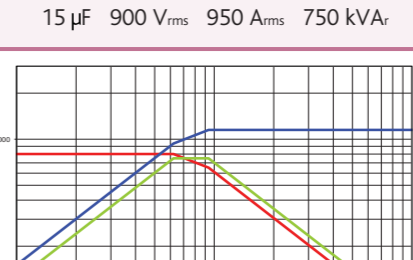
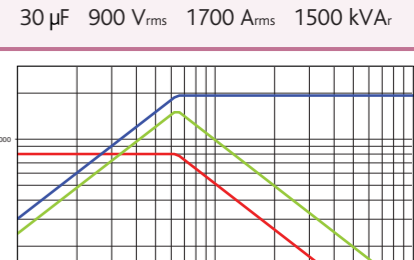
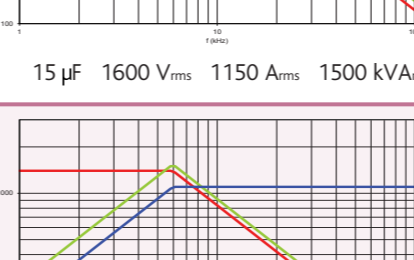
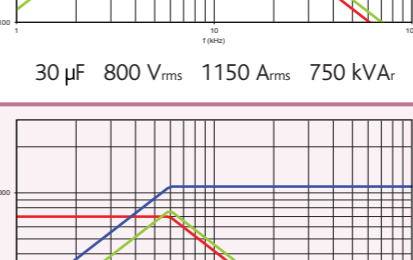
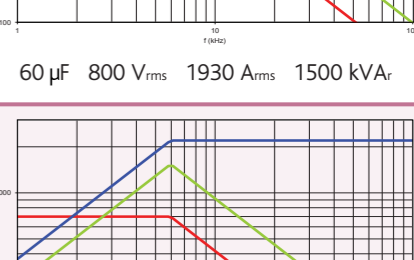
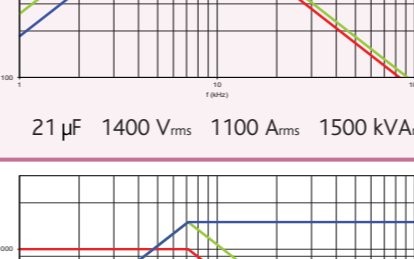
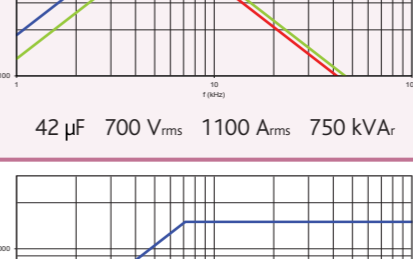
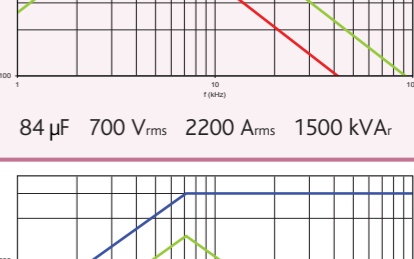
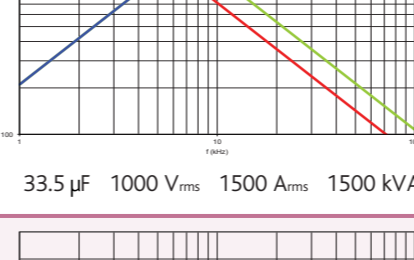
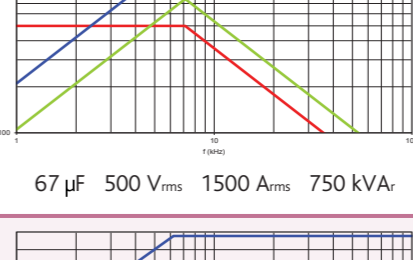
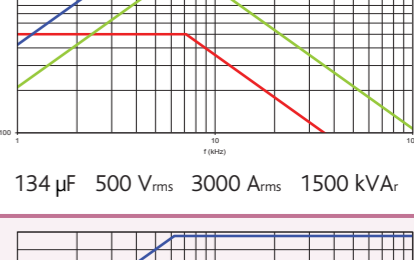
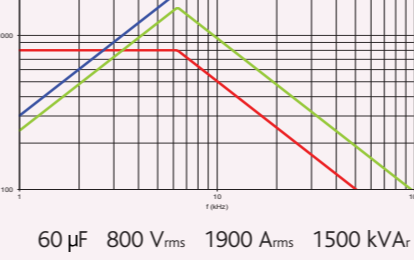
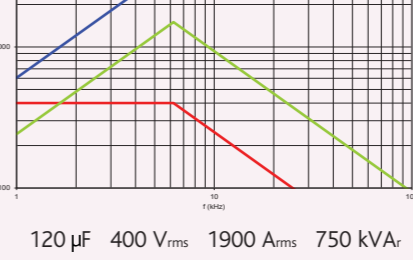
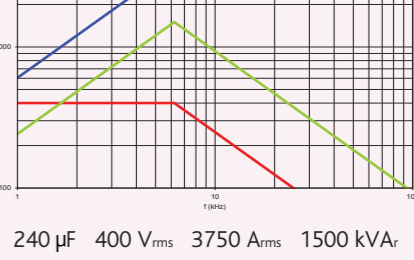
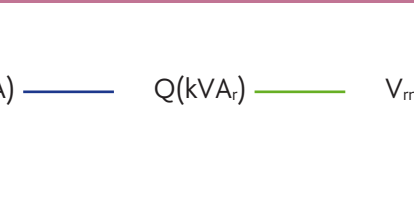




Specifications	Capacitance [±10%] (µF)	Configuration	Sinusoidal Voltage (V _{rms})	Peak Voltage (V)	Max. Current (A _{rms})	Max. Power (kVA _r)	Half power freq. range (kHz)	Dimensions [L x W x H] (mm)	Weight Al (kg)	Weight Cu (kg)	Series	Single	Parallel				
																	
CLF3 30	7.5	series	1800	2520	950	1500	5-26	130 x 131 x 189	4.9	8.7							
	15	single	900	1260	950	750	5-26										
	30	parallel	900	1260	1700	1500	5-20										
CLF3 60	15	series	1600	2240	1150	1500	3-19		5.0	8.8							
	30	single	800	1120	1150	750	3-19										
	60	parallel	800	1120	1930	1500	3-13										
CLF3 84	21	series	1400	1960	1100	1500	3-12				5.2	9.0					
	42	single	700	980	1100	750	3-12										
	84	parallel	700	980	2200	1500	3-12										
CLF3 134	33.5	series	1000	1400	1500	1500	4-14						5.4	9.2			
	67	single	500	700	1500	750	4-14										
	134	parallel	500	700	3000	1500	4-14										
CLF3 240	60	series	800	1120	1900	1500	3-13		5.6	9.4							
	120	single	400	560	1900	750	3-13										
	240	parallel	400	560	3750	1500	3-12										

I(A) — V_{rms} — Q(kVA_r) —